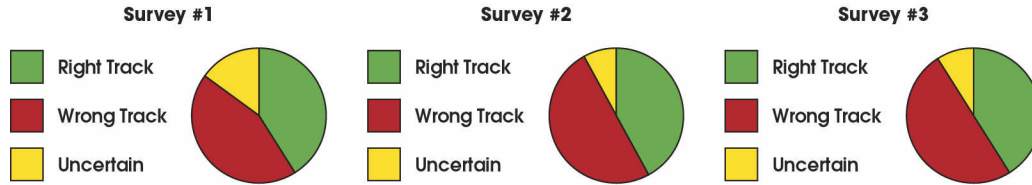


Bellwether County Project - Vigo County, IN.

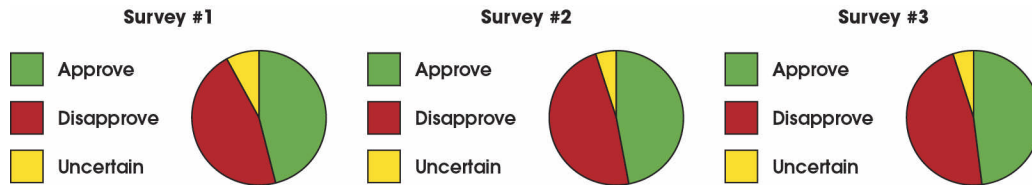
Question: "Overall, do you feel the United States is on the right track or wrong track?"

	Survey #1	Survey #2	Survey 3#
Right track	41%	42%	41%
Wrong track	44%	50%	50%
Uncertain	15%	08%	09%



Question: "Overall, do you approve or disapprove of President Bush's term in office?"

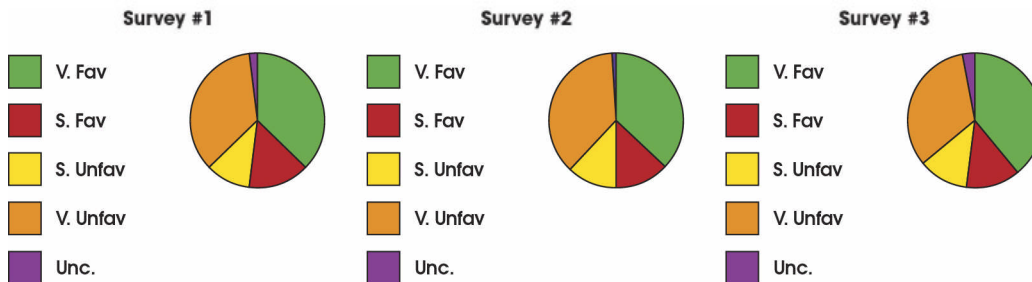
	Survey #1	Survey #2	Survey # 3
Approve	46%	47%	48%
Disapprove	46%	48%	47%
Uncertain	08%	05%	05%



Question: "We will list the major party candidates for U.S. President and Vice-president alphabetically and by party affiliation. We want to know how favorable or unfavorable you feel about each of them. Choose between very favorable, somewhat favorable, somewhat unfavorable, very unfavorable, or uncertain."

"How favorable or unfavorable do you feel about George W. Bush, Republican?"

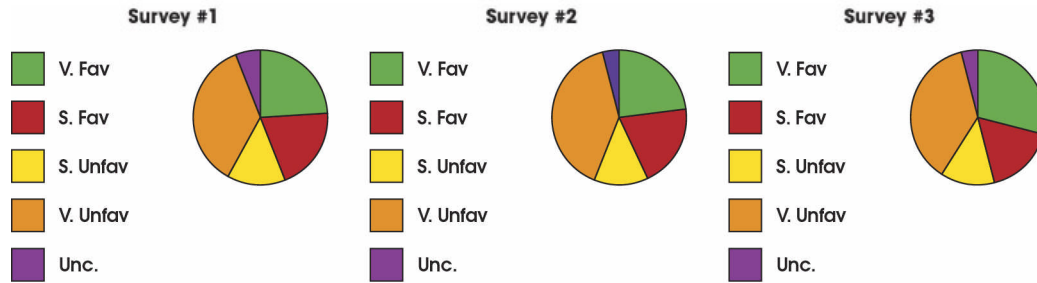
	Survey #1	Survey #2	Survey 3#
VF	38%	37%	39%
SF	15%	13%	13%
SUn	11%	12%	12%
VUn	36%	37%	33%
Unc.	02%	01%	03%



Bellwether County Project - Vigo County, IN.

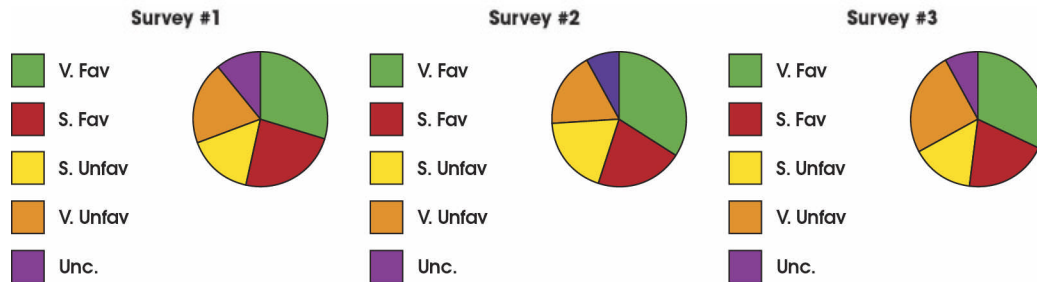
"How favorable or unfavorable do you feel about Dick Cheney, Republican?"

	Survey #1	Survey #2	Survey #3
VF	24%	23%	29%
SF	20%	20%	17%
SUn	14%	13%	13%
VUn	36%	40%	37%
Unc.	06%	04%	04%



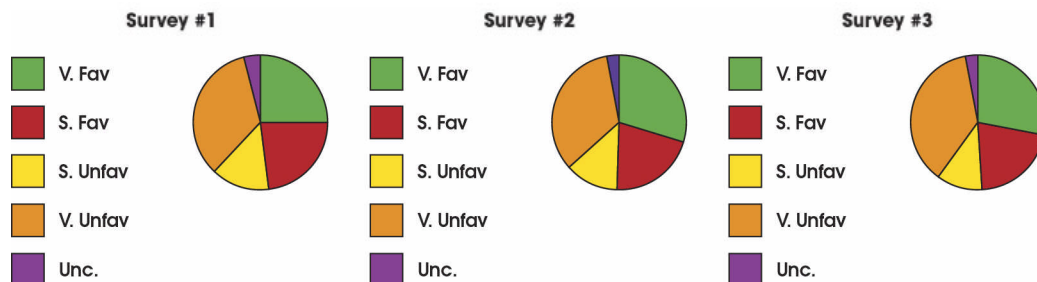
"How favorable or unfavorable do you feel about John Edwards, Democrat?"

	Survey #1	Survey #2	Survey 3#
VF	30%	34%	32%
SF	24%	21%	20%
SUn	16%	19%	15%
VUn	20%	18%	25%
Unc.	11%	08%	08%



"How favorable or unfavorable do you feel about John Kerry, Democrat?"

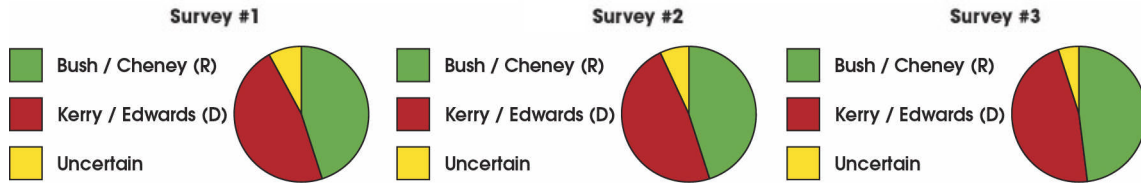
	Survey #1	Survey #2	Survey #3
VF	25%	30%	28%
SF	23%	21%	21%
SUn	14%	13%	11%
VUn	34%	34%	37%
Unc.	04%	03%	03%



Bellwether County Project - Vigo County, IN.

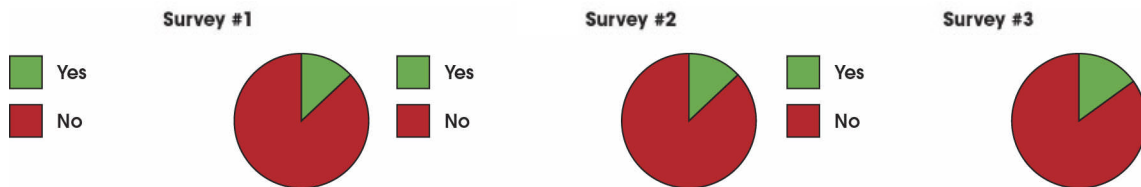
Question: "If the election for U.S. President were held today, for whom would you vote? Candidates are listed alphabetically and by party affiliation."

	Survey #1	Survey #2	Survey #3
Bush/Cheney, Republican	45%	45%	48%
Kerry/Edwards, Democrat	47%	48%	47%
Uncertain	08%	07%	05%



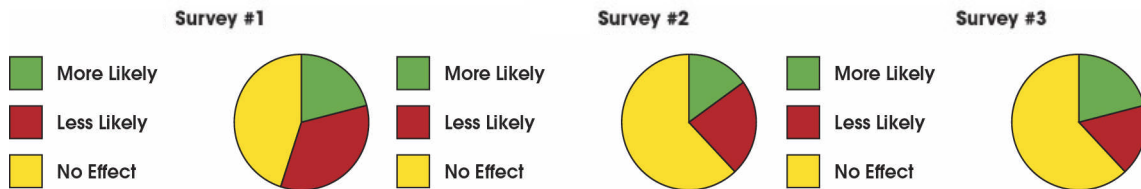
Question: "Have you seen the film documentary 'Fahrenheit 911?'"

	Survey #1	Survey #2	Survey #3
Yes	13%	13%	15%
No	87%	87%	85%



Follow Up: Those respondents that answered "yes" were then asked, "After seeing Fahrenheit 911, are you more likely to vote for George W. Bush, less likely to vote for him, or seeing the film does not effect your vote in the presidential race?"

	Survey #1	Survey #2	Survey #3
More likely	21%	15%	21%
Less likely	34%	23%	17%
No effect	45%	62%	62%





Bellwether County Project - Vigo County, IN.

Vigo County, IN Respondant Statistics

Survey #1

Dates: 7/13, 14, 15, 2004

400 respondents, error margin 4.9

44% Democrats, 31% Republicans, 25% Independents

7% Minority

Age ranges:

18-34 14%

35-49 25%

50-64 28%

65+ 33%

Survey #2

Dates: 8/5, 6, 7, 8, 2004

390 respondents, error margin 5.0

42% Democrats, 31% Republicans, 27% Independents

6% Minority

Age ranges:

18-34 12%

35-49 26%

50-64 30%

65+ 33%

Survey #3

Dates: 9/9, 10, 11

345 respondents, error margin 5.2

44% Democrats, 31% Republicans, 25% Independents

4% Minority

Age ranges:

18-34 12%

35-49 22%

50-64 28%

65+ 38%